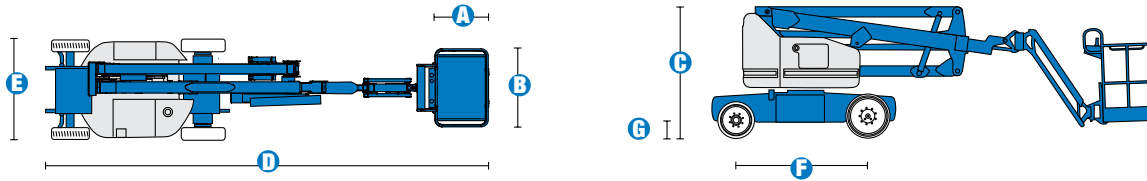


1800 MASSIVE

Specifications



MODEL Z™-40/23N RJ

MEASUREMENTS	Metric	US
Working height maximum*	14.32 m	46 ft 5 in
Platform height maximum	12.32 m	40 ft 5 in
Horizontal reach maximum	6.91 m	22 ft 8 in
Up and over clearance maximum	6.48 m	21 ft 3 in
A Platform length	0.76 m	2 ft 6 in
B Platform width	1.17 m	3 ft 10 in
C Height - stowed	1.98 m	6 ft 6 in
D Length - stowed	6.53 m	21 ft 5 in
E Width	1.50 m	4 ft 11 in
F Wheelbase	1.96 m	6 ft 5 in
G Ground clearance - centre	0.18 m	7 in

PRODUCTIVITY

Lift capacity	227 kg	500 lbs
Platform rotation	180°	180°
Vertical jib rotation	128°	128°
Horizontal jib rotation	180°	180°
Turntable rotation	355° non-continuous	
Turntable tailswing	0.13 m	5 in
Drive speed - stowed	7.2 km/h	4.5 mph
Drive speed - raised**	1.1 km/h	0.68 mph
Gradeability - stowed***	30%	30%
Turning radius - inside	0.87 m	2 ft 11 in
Turning radius - outside	3.20 m	10 ft 6 in
Controls	24V DC proportional	
Tyres - front	56 x 18 x 45 cm	22 x 7 x 17.75 in
Tyres - rear	64 x 18 x 45 cm	25.6 x 7 x 17.75 in

POWER

Power source	48V DC (eight 6V batteries) 350 Ah capacity	
Drive system	29V 3 phase AC	29V 3 phase AC
Auxiliary power unit	24V DC	24V DC
Hydraulic tank capacity	30.2L	8 gal

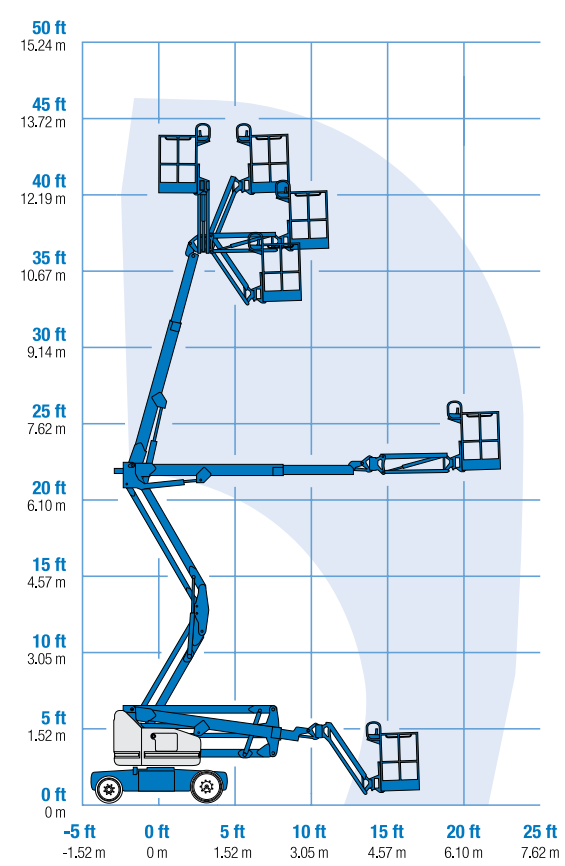
WEIGHT****

	6,940 kg	15,300 lbs
--	----------	------------

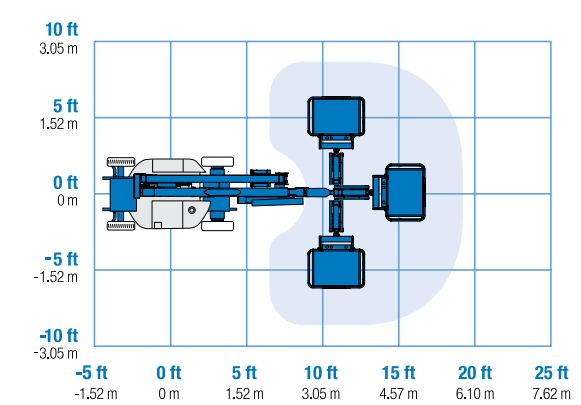
STANDARDS COMPLIANCE ANSI A92.5, CSA B354.4, CE Compliance, AS 1418.10

* The metric equivalent of working height adds 2 m to platform height. U.S. adds 6 ft to platform height.
 ** In lift mode *(platform raised), the machine is designed to operated on firm, level surfaces only.
 *** Gradeability applies to driving on slopes. See operator's manual for details regarding slope ratings.
 **** Weight will vary depending on options and/or country standards.

RANGE OF MOTION Z™-40/23N RJ



JIB RANGE OF MOTION Z™-40/23N RJ



Features

STANDARD FEATURES

MEASUREMENTS

Z™-40/23N RJ

- 14.32 m (46 ft 5 in) working height
- 6.91 m (22 ft 8 in) horizontal reach
- 6.48 m (21 ft 3 in) up and over clearance
- Up to 227 kg (500 lbs) lift capacity

PRODUCTIVITY

- 1.17 m (3 ft 10 in) steel platform
- 1.22 m (4 ft) horizontal rotating jib boom 130° with working range
- 2WD Electric AC
- Solid rubber non-marking
- 1.50 m (4 ft 11 in) width
- 0.87 m (2 ft 11 in) inside turning radius
- Self-leveling platform
- Hydraulic platform rotation
- Fully proportional controls
- Thumb rocker steer
- Drive enable
- Horn
- Hour meter
- Tilt alarm
- Alarm package
- Hydraulic filter condition monitor
- 355° non-continuous turntable rotation
- Variable speed high efficiency hydraulic power unit
- AC electric drive system
- Traction control
- On-board easy to understand diagnostics
- Dual flashing beacons

POWER

- 48 V DC deep cycle battery pack
- 24 V DC auxiliary power
- Universal 30A battery smart charger
- Battery charge indicator
- Low battery voltage interrupt

OPTIONS & ACCESSORIES

PRODUCTIVITY

- Platform swing gate
- Half-mesh platform inserts with swing gate
- Air line to platform
- Fire resistant hydraulic oil
- Biodegradable hydraulic oil
- Hostile environment package
- Tool tray
- Fluorescent tube caddy
- Platform work lights
- Front driving lights
- Lockable platform control box cover
- Retained key selector switch

POWER OPTIONS

- 240 V power to platform



Genie Australia – Toll free number 1800 788 633

Brisbane (Head Office)
33 Kimberley Street
Darra QLD 4076

Sydney
74 Glendenning Road
Glendenning NSW 2761

Melbourne
374 Hammond Road
Dandenong VIC 3175

Perth
126 Sheffield Road
Welshpool WA 6106

Genie United States Distributed by:

18340 NE 76th Street
P.O. Box 97030
Redmond, Washington
98073-9730