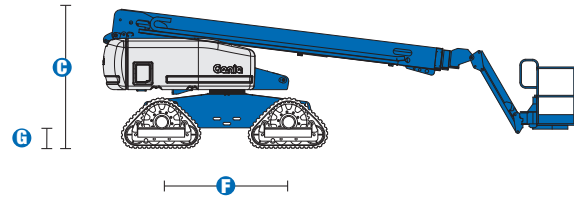
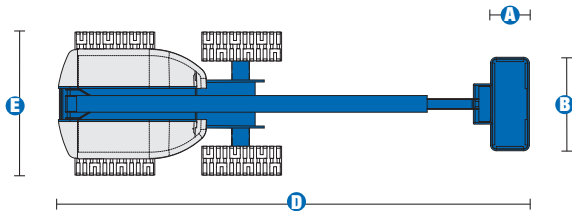


# S™-65 Trax

## Specifications



MODEL	S™-65 Trax
MEASUREMENTS	Metric
Working height maximum*	21.86 m
Platform height maximum	19.86 m
Horizontal reach maximum	17.10 m
Below ground reach	2.67 m
<b>A</b> Platform length	0.91 m
<b>B</b> Platform width	2.44 m
<b>C</b> Height - stowed	2.77 m
<b>D</b> Length - stowed	9.50 m
Length - transport (jib tucked under)	7.60 m
<b>E</b> Width	2.59 m
<b>F</b> Wheelbase	2.50 m
<b>G</b> Ground clearance - centre	0.43 m

PRODUCTIVITY	
Lift capacity	227 kg
Platform rotation	160°
Vertical jib rotation	135°
Turntable rotation	360° continuous
Turntable tailswing	1.22 m
Drive speed - stowed	3.7 km/h
Drive speed - raised or extended	1.1 km/h
Gradeability - stowed**	45%
Controls	12 V DC proportional
Track system - 4 point	Loeering QTS-R42

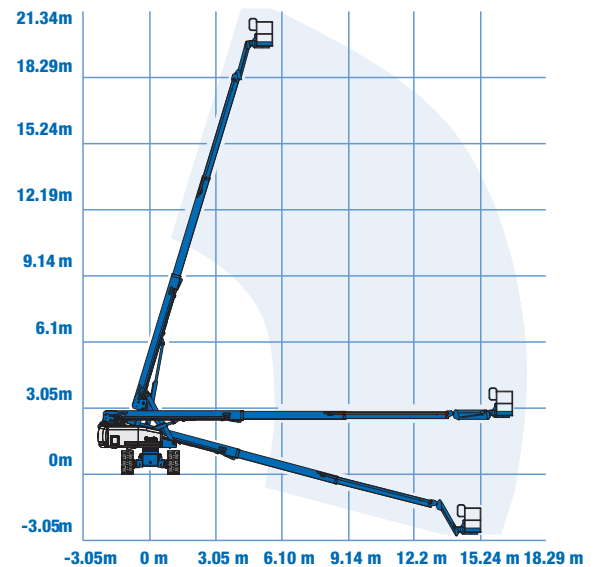
POWER	
Power source	Deutz D2011L03i 3 cylinder diesel 46 hp (34.3 kW)
Auxiliary power unit	12V DC
Hydraulic tank capacity	170 L
Fuel tank capacity	132 L

WEIGHT***	
	12,248 kg
Ground Pressure	66.9 kpa

**STANDARDS COMPLIANCE** ANSI A92.5, CSA B354.4, AS 1418.10

\* The metric equivalent of working height adds 2 m to platform height. \*\* Gradeability applies to driving on slopes, see operator's manual for details regarding slope ratings. \*\*\* Weight will vary depending on options and/or country standards.

## RANGE OF MOTION S™-65 Trax



# S™-65 Trax

## Features

### STANDARD FEATURES

#### MEASUREMENTS

- 21.86 m working height
- 17.10 m horizontal reach
- Up to 227 kg lift capacity

#### PRODUCTIVITY

- 2.44 m steel platform
- 1.52 m jib boom with 135° working range
- 4WD
- Full-time active oscillating axle
- Track system QTS-R42
- Self-leveling platform
- Hydraulic platform rotation
- Fully proportional Hall effect joystick controls
- Drive enable
- Tilt alarm
- Descent alarm
- Motion alarm
- Hour meter
- Horn
- 360° continuous turntable rotation
- Positive traction drive
- Two speed wheel motors
- Thumb rocker steer
- Engine gauge package
- Dual flashing beacons

#### POWER

- 12 V DC auxiliary power
- Deutz diesel 34.3 kW (46 hp)
- Anti-restart engine protection
- Auto engine fault shutdown
- Swing out engine tray
- Deutz intake air heater

### OPTIONS & ACCESSORIES

#### PRODUCTIVITY

- 7 kVA hydraulic generator (240 V/50 Hz)



Distributed by:



**QUICK ACCESS**

VICTORIA - 10-12 Industry Park Dr Brooklyn VIC 3012

NSW - 3/192 Wisemans Ferry Road Somersby NSW 2250

www.quickaccess.com.au

Toll Free - 1800 MASSIVE