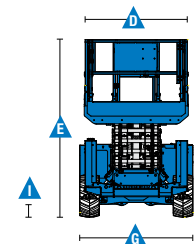
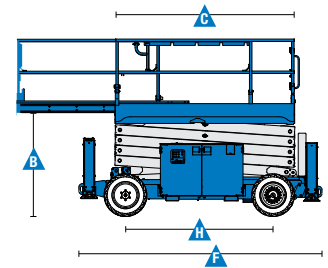


## Specifications

Models	GS-3369 RT
Measurements	Metric
Working height maximum*	11.75 m
<b>A</b> Platform height maximum	9.75 m
Drive height	9.75 m
<b>B</b> Platform height - stowed	1.47 m
<b>C</b> Platform length - outside	2.79 m
extended	4.32 m
Slide-out platform extension deck	1.52 m
<b>D</b> Platform width - outside	1.60 m
Toeboard height	0.15 m
<b>E</b> Height - stowed**	2.59 m
rails lowered	1.92 m
<b>F</b> Length - stowed	3.76 m
platform extended	4.81 m
with outriggers	3.76 m
<b>G</b> Width	1.75 m
<b>H</b> Wheelbase	2.29 m
<b>I</b> Ground clearance - center	0.24 m



## Productivity

Maximum platform occupancy***	4
Lift capacity	454 kg
Extension deck capacity	136 kg
Drive speed - stowed	5.6 km/h
Drive speed - raised	0.5 km/h
Gradeability - stowed****	30%
Maximum outrigger leveling:	
front/back uphill	5.3° / 4.2°
side to side	11.7°
Turning radius - inside	2.11 m
Turning radius - outside	4.6 m
Raise/lower speed	42/28 sec
Controls	proportional
Drive	four wheel
Tyres - rough terrain	30x66 cm

## Power

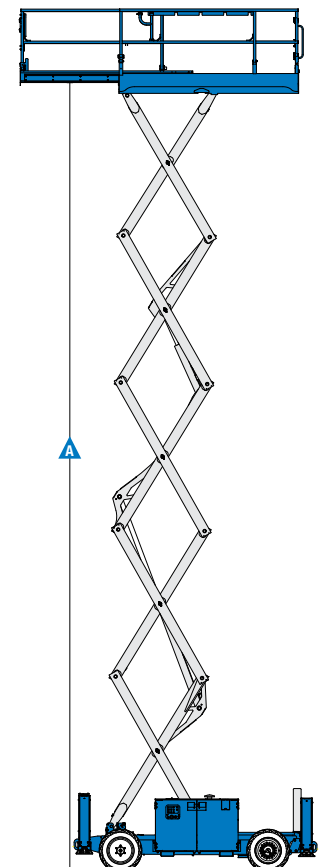
Power source	Kubota D-1105 Diesel 24.8 hp
Fuel tank capacity	37.9 L
Hydraulic system capacity	68.1 L

## Weight\*\*\*\*\*

3,921 kg

## Standards Compliance

ANSI A92.6, CSA B354.2, CE Compliance, AS 1418.10



\* The metric equivalent of working height adds 2 m to platform height. U.S. Adds 6 ft to platform height.

\*\*\* CE/AUS markets: GS™-3369 and GS™-4069 are limited to 2 person platform occupancy when used outdoors.

\*\*\*\* Gradeability applies to driving on slopes. Gradeability may vary depending on the weight of options installed on machine. See operator's manual for details regarding slope ratings.

\*\*\*\*\* Weight varies depending on options and country standards.



## Features

### Standard Features

#### Measurements

- **GS-3369 RT**
- 11.75 m (38 ft) working height
- Up to 454 kg (1,000 lbs) lift capacity

### Options & Accessories

#### Productivity

#### Power Options

- 240 Volt power to platform
- 

#### Productivity

- 2.79 x 1.6 m (110 x 63 in) steel frame platform with replaceable aluminum deck
- 1.52 m (5 ft) extension deck
- Automatic leveling hydraulic outriggers
- Folding guardrails
- Proportional lift and drive
- Full height swing gate
- 4WD
- Front oscillating axle
- Positive traction control
- Four-wheel braking
- Swing-out engine tray
- Non-marking foam-filled rough terrain tyres (eco fill)
- Tilt level sensor with audible alarm
- Descent alarm
- Horn
- Hour meter
- Dual flashing beacons
- Platform overload system
- Motion alarm
- Hydraulic oil cooler

#### Power

- Kubota Diesel 18.5 kW (24.8 hp)



#### Distributed by:



VICTORIA - 10-12 Industry Park Dr Brooklyn VIC 3012

NSW - 3/192 Wisemans Ferry Road Somersby NSW 2250

www.quickaccess.com.au

Toll Free - 1800 MASSIVE

Effective Date: June, 2013. Product specifications and prices are subject to change without notice or obligation. The photographs and/or drawings in this document are for illustrative purposes only. Refer to the appropriate Operator's Manual for instructions on the proper use of this equipment. Failure to follow the appropriate Operator's Manual when using our equipment or to otherwise act irresponsibly may result in serious injury or death. The only warranty applicable to our equipment is the standard written warranty applicable to the particular product and sale and we make no other warranty, express or implied. Products and services listed may be trademarks, service marks or trade names of Terex Corporation and/or their subsidiaries in the USA and many other countries. Genie is a registered trademark of Terex South Dakota, Inc. © 2013 Terex Corporation.